



Welcome to Owl Class!



Miss Mutch
Monday, Tuesday, Wednesday, Friday



Mrs Angus
Thursday

A typical day in Owls

Register + Morning challenge

Short carpet session

'Choosing our learning'

Assembly + Playtime

'Choosing our Learning'

Phonis

Lunchtime

Short carpet session




'Choosing our Learning'

Story time

Home time



Choosing Our Learning



Wednesday mornings – taught by Primary PPA Cover

- Music
- Computing
- PE



Snack time

Available throughout the day:

- Fresh fruit or vegetables
- Breadsticks and crackers
- Milk



Early Years Foundation Stage

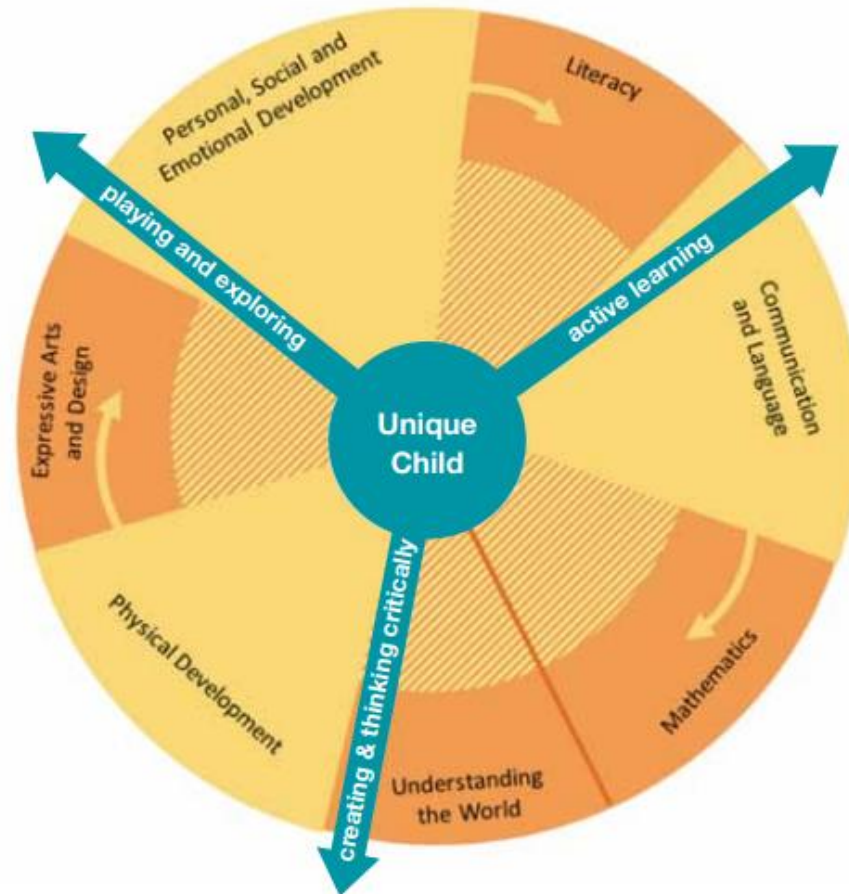
Development Matters

The Unique Child reaches out to relate to people and things through the **Characteristics of Effective Learning**, which move through all areas of learning.

- playing and exploring
- active learning
- creating and thinking critically

Children develop in the context of relationships and the environment around them.

This is unique to each family, and reflects individual communities and cultures.



Prime areas are fundamental, work together, and are move through to support development in all other areas.

- Personal, Social and Emotional Development
- Communication and Language
- Physical Development

Specific areas include essential skills and knowledge for children to participate successfully in society.

- Literacy
- Mathematics
- Understanding the World
- Expressive Arts and Design

RE at St. Giles

Some principles for RE in the Early Years Foundation Stage (EYFS)



Starts from the child's experience & within the EYFS curriculum



A mix of planned & purposeful play



Adult-led & child-led activities

Exploration through six key questions:



Who am I and where do I belong?



Why do we have celebrations?



What makes a place special?



What can we learn from stories?



What makes something special?



What makes our world wonderful?

Church services:

- Harvest
- Christmas
- Easter
- Leaver's

PSHE at St. Giles



1. Being Me in My World

Includes lessons on Self-Identity, Group Identity, Responsibilities, Consequences, Teamwork and introduces the Jigsaw Charter.



2. Celebrating Difference

Includes lessons on Similarity & Difference, Bullying, Stereotyping, Racism, Discrimination and Celebrating Differences and Individuality.



3. Dreams and Goals

Includes lessons on Aspirations, Goals, Challenges, Teamwork, Resilience, Jobs and Careers and Simple Budgeting.



4. Healthy Me

Includes lessons on Drugs and Alcohol Education, Self-Esteem and Confidence as well as Healthy Lifestyle choices.



5. Relationships

Includes lessons on Friendship, Family and other Relationships, Conflict Resolution, Communication, Loss and Bereavement.



6. Changing Me

Includes lessons on Coping Positively with Change, Puberty, Environmental and Life Cycles (includes Human Reproduction).

Activate Windows
Go to Settings to activate Windows.

Project Based Learning



St. Giles' Infant School

Autumn term 2023

EYFS 60 Second Curriculum

Me and My Community



Key words

Community
Emergency services
Family
Friend
Key worker
Rule
Help

Can you find any of these books in your local library?

Have You Filled a Bucket Today?
I am Too Absolutely Small for School (Charlie and Lola)
The Crocodile Who Didn't Like Water
Specs for Rex
Please Mr Panda

Squirrel's Autumn Search
The Acorn
The Great Big Sleep
The Nutty Nut Chase
Oliver's Wood

Suggested Home Learning

- Draw a picture of you and your family. What jobs do people in your family do?
- Learn a nurse rhyme to perform to your family or class.
- Visit an imagination café such as 'Let's Pretend' <https://www.letspretendplay.com/play-areas/>
- Go on an autumn walk and crunch through leaves, catch falling leaves and collect acorns, conkers, blackberries and other autumn treasures.
- Make a thank you card for someone in your community that has helped you.
- Choose your favourite leaves and use wax crayons to take leaf rubbings. You could also make a leaf print painting.
- Some animals are wild animals and some animals are pets. Draw a wild animal and a pet, and label them.

Exploring Autumn



Key words

Acorn
Autumn
Conker
Harvest
Hibernate
Season
Woodland
Wild animal





Useful websites

CBeebies – Nursery Rhymes
CBeebies – Hibernating
CBeebies Radio – Autumn
In The Autumn Time Song:
<https://www.youtube.com/watch?v=n5Qv7KxpTqM>
Let's Harvest:
<https://www.youtube.com/watch?v=SdXK0qwlzm0>
Cauliflower's Fluffy
<https://www.youtube.com/watch?v=JRQEQyGAGA>

For more information visit the Curriculum page on our website: <https://www.stgiles.surrey.sch.uk/curriculum/>

Stick
me on
your
fridge!

Long Term Overview

Autumn 1	Autumn 2	Spring 1	Spring 2	Summer 1	Summer 2
Me and My Community 	Once Upon a Time... 	Starry Night 	Dangerous Dinosaurs 	Ready, Steady, Grow 	On the Beach 
Exploring Autumn 	Sparkle and Shine 	Puddles and Rainbows 	Signs of Spring 	Creep, Crawl and Wriggle 	Splash! 

<https://www.stgiles.surrey.sch.uk/classes/>

<https://www.stgiles.surrey.sch.uk/curriculum/>

Phonics

[Little Wandle for Parents](#)





Grapheme books updated weekly

Information workshop for parents after half term

Flashcards available on Amazon:

<https://www.amazon.co.uk/Little-Wandle-Phonics-Flashcards-Reception/dp/000856373X>



Phase 2 grapheme information sheet		Autumn 1	
Grapheme and mnemonic	Picture card	Presentation phrase	Formation phrase
s s	 snake	Show your teeth and let the s hiss out ssssss	Down the snake from head to tail
a a	 astronaut	Open your mouth wide and make the a sound at the back of your mouth aaa	Around the astronaut's helmet and down into space
t t	 tiger	Open your lips, put the tip of your tongue behind your teeth and press ttt	Down the tiger and across its neck
p p	 penguin	Bring your lips together, push them open and say ppp	Down the penguin's back, up and around its head
i i	 iguana	Put your lips back and make the i sound at the back of your mouth iii	Down the iguana and dot the leaf
n n	 nose	Open your lips a bit, put your tongue behind your teeth and make the nnnnn sound nnnnn	Down, up and over the nose
m m	 mouse	Put your lips together and make the mmmmm sound mmmmm	Down, up and over the mouse's ears



Reading

Children will take home **two** reading books:

- A 'reading practice book' which they will read three times in school
- An individual reading book which will be changed every Monday

Children will also be allowed to borrow one library book every Friday

Please record all reading sessions in the Reading Record book



Our Christian Values



'Loving God and loving our neighbour'

THANKFULNESS



COMPASSION



RESPECT



FORGIVENESS



FRIENDSHIP



COURAGE




A positive reward system

Stickers

Certificates

Verbal praise

Marbles in the jar




Trips and Workshops

- Autumn walk
- Bedtime story in the winter
- Workshops (Anti-bullying, Kindness, , Keep Fit, Dinosaurs)
- Gatton Park in the summer

Homework

- Reading every day at home
- Grapheme books
- Suggested home learning





- Tapestry is an online tool used to assess the children.
- We will take pictures of their learning and write about what they have said or done.
- Parents will be able to view the observations done in class and can comment / like the observations.
- Parents can also contribute their own photos and videos from home

How can you help?

- Open communication (e-mail or on the door at 3pm)
- Be positive *‘What was your favourite part of today?’ ‘What did you enjoy most?’ ‘Who did you sit next to at lunchtime?’*
- Breadsticks and junk modelling please!
- Volunteer!



ANY
QUESTIONS?